

CB80020A-H00RS

Critical Conduction Mode(CRM)
Interleave Boost Reactor

Rev. A
Sep 8, 2011

Features


- CRM interleave 2 Boost Inductors In 1 Reactor
- High Efficiency, Especially Over Light Load
- '2 in 1' Integrated Magnetic Inductors
- Silence Solution
- Core Vertical Assembly, Reducing PCB Space
- Compact Size
- Competitive Cost

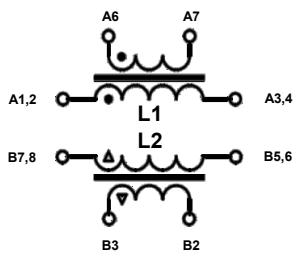
Typical Application

○ 3KW CRM PFC Application

Input Voltage	220Vac/50Hz
Output Voltage	380Vdc
Operating Frequency	40KHz
Output Power	More Than 3000W
Power Factor	More Than 0.99
Cooling Condition	Natural Cooling, No Fan

Outline



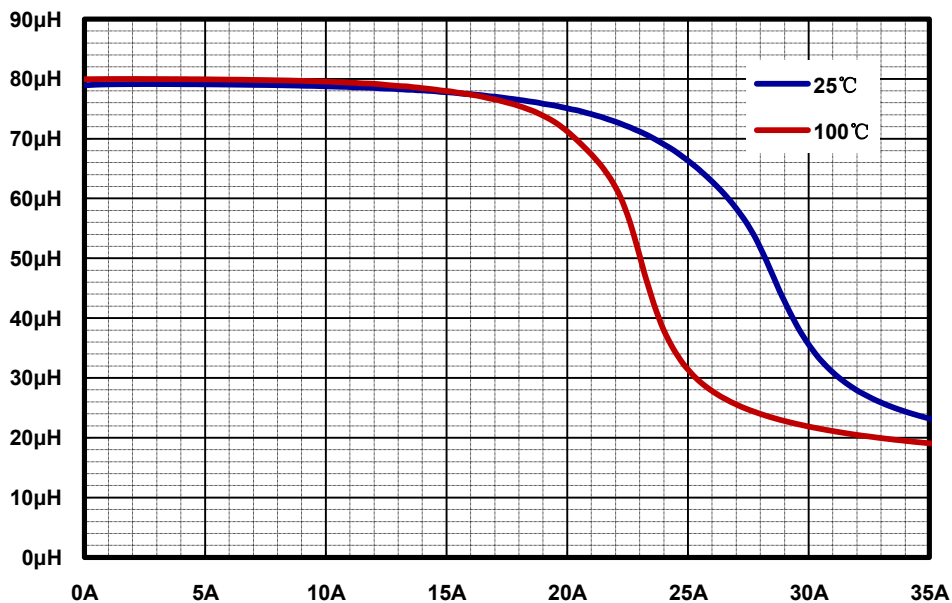


Pin Number Definition

L1	Np	A1,2	-----	A3,4
	Ns	A6	-----	A7

L2	Np	B7,8	-----	B5,6
	Ns	B3	-----	B2

L-I Characteristics (As Reference)



Electric Characteristics & Specification

Items	Testing Condition	Texting Point	Specification
Inductance	100KHz, 1V at 25°C HP4284 or Equivalent	L1, L2	80 μ H \pm 10% at 0A
DC Resistance	at 25°C, HIOKI AD-5521 or Equivalent	Coil1, Coil2 (Np)	229.0m Ω typ. 274.8m Ω max.
		Coil3, Coil4 (Ns)	162.0m Ω typ. 194.4m Ω max.
Turns Ratio	----	Np:Ns*	24T:6T
Dielectric Strength	EXTECH 7142 or Equivalent	Coil - Coil	AC 0.5KV, 1Min. <2mA
		Coil - Core	AC 0.5KV, 1Min. <2mA
Insulation Resistance	EXTECH 7142 or Equivalent	Coil - Coil	DC 0.5KV, >100M Ω
		Coil - Core	DC 0.5KV, >100M Ω
Operating Temperature	Class B Insulation, -25°C~130°C		
Storage Temperature	-25°C~75°C		
Dimension (mm)	L77 × W35 × H45		
Weight (g)	250 typ.		

* Ns turns could be produced as customer's request.

Outline Dimensional Drawing

